

The Belsund Sugar & Industries Ltd.

Regd. Office : 14, Netaji Subhas Road, 2nd Floor, Kolkata - 700 001

☎ : 2231 - 3414/3415/3416, Fax : (033) 2230-3663

E-mail : riga@vsnl.net

CIN : L15421WB1932PLC007463

Olc

21.10.2020

The Calcutta Stock Exchange Ltd.
7, Lyons Range
Kolkata-700 001

Dear Sirs,

Sub: Disclosure of holding under Regulation 31 of Securities and Exchange Board of India (Listing Obligations and Disclosure Requirements) Regulations, 2015,

With reference to the above , enclosed please find herewith Disclosure of holding of specified securities and holding of specified securities in dematerialized form of the Company made upto 30th September, 2020.


Thanking you,

Yours faithfully,
For The Belsund Sugar & Industries Ltd.

Rajeev

Authorised Signatory

Encl: As above.



1. Name of Listed Entity: **THE BELSUND SUGAR & INDUSTRIES LIMITED**
2. Scrip Code/Name of Scrip/Class of Security : of Rs. 10/- each.
3. Share Holding Pattern Filed under: Reg. 31(1)(a)/Reg. 31(1)(b)/Reg. 31(1)(c) : Reg. 31(1)(b)
 - a. If under 31(1)(b) then indicate the report for Quarter ended : 30-09-2020
 - b. If under 31(1)(c) then indicate date of allotment/extinguishment : Not Applicable

4. Declaration: The Listed entity is required to submit the following declaration to the extent of submission of information:-

Particulars		Yes*	No*
1	Whether the Listed Entity has issued any partly paid up shares?	-	NO
2	Whether the Listed Entity has issued any Convertible Securities or Warrants?	-	NO
3	Whether the Listed Entity has any shares against which depository receipts are issued?	-	NO
4	Whether the Listed Entity has any shares in locked-in?	-	NO
5	Whether any shares held by promoters are pledge or otherwise encumbered?	-	NO

* If the Listed Entity selects the option 'No' for the questions above, the columns for the partly paid up shares, Outstanding Convertible Securities/Warrants, depository receipts, Locked-in shares, no. of shares pledged or otherwise encumbered by promoters, as applicable, shall not be displayed at the time of dissemination on the Stock Exchange website. Also wherever there is 'No' declared by Listed Entity in above table the values will be considered as 'Zero' by default on submission of the format of holding of specified securities.




Table I - Summary Statement holding of specified securities

(I) Category	Category of shareholder (II)	Nos. of shares held (III)	No. of fully paid up equity shares held (IV)	Partly paid-up equity shares held (V)	Nos. of shares underlying Depository Receipts (VI)	Total nos. shares held VII = IV+V+VI	Shareholding as a % total no. of shares (calculated as per SCRR, 1957) (VIII) As a % of (A+B+C2)	Number of Voting Rights held in each class of securities (IX)			Total as a % of (A+B+C)	No. of Shares Underlying Outstanding convertible securities (including Warrants) (X)	Total shareholding as a % assuming full conversion of convertible securities (as a diluted share capital) (XI)=(VII)+(X) as a % of (A+B+C2)	Number of Locked in shares ** (XII)		Number of Shares pledged or otherwise encumbered (XIII)	Number of equity shares held in dematerialized form (XIV)
								Class: X*	Class Y	Total				No. (a)	As a % of total Shares held (b)		
(A)	Promoter & Promoter Group	19	423670	0	0	423670	54.34	423670	0	423670	54.34	0	0	0.00	0	0	194800
(B)	Public	640	355930	0	0	355930	45.66	355930	0	355930	45.66	0	0	0	0	0	150935
(C)	Non Promoter-Non Public	0	0	0	0	0	0	0	0	0	0.00	0	0	0	0	0	0
(C1)	Shares underlying DRs	0	0	0	0	0	0	0	0	0	0.00	0	0	0	0	0	0
(C2)	Shares held by Employee Trusts	0	0	0	0	0	0	0	0	0	0.00	0	0	0	0	0	0
	Total	659	779600	0	0	779600	100.00	779600	0	779600	100.00	0	0	0.00	0	0	345735

*Voting rights for the ordinary shares have been declared in class X




Table showing Shareholding Pattern of the Promoter and Promoter Group

Category & name of the Shareholders (I)	PAN (II)	Number of Shareholders (III)	Stock held in equity shares held (IV)	Partly paid up equity shares held (V)	No. of shares underlying Depository Receipts (VI)	Total nos. shares held VII = IV+V+VI	Shareholding as a % of (A+B+C2) VIII 1.957 as per SCRR.	Number of Voting rights securities (IX)	Total as a % of Total Voting rights (X)	No. of Shares Underlying Outstanding convertible securities (including Warrants) (XI)	Total shareholding, as a % of convertible securities (assuming full conversion of convertible securities) (XI+VII) X as a % of (A+B+C2)	Number of Locked in shares (XII)**	Number of Shares pledged or otherwise encumbered (XIII)	Number of Equity shares held in dematerialized form (XIV)
(A)	(B)	(C)	(D)	(E)	(F)	(G)	(H)	(I)	(J)	(K)	(L)	(M)	(N)	(O)
Promoter and Promoter Group														
(a) Individual/ Family/ Unaided														
MEERA DHANUKA	ADMP9548G	15	178,953	0	0	178,953	22.95	178,953	178,953	0	0	0	0	0
OM PRAKASH DHANUKA		1	7,251	0	0	7,251	0.93	7,251	7,251	0	0	0	0	0
GARIMA TIBRAWALLA		1	3,022	0	0	3,022	0.39	3,022	3,022	0	0	0	0	0
OM PRAKASH DHANUKA		1	1,700	0	0	1,700	0.22	1,700	1,700	0	0	0	0	0
TRIPATI SARAF		1	5,000	0	0	5,000	0.64	5,000	5,000	0	0	0	0	0
PURUSHOTTAM DHANUKA		1	1,500	0	0	1,500	0.19	1,500	1,500	0	0	0	0	0
SHREYATI JANTA		1	18,520	0	0	18,520	2.38	18,520	18,520	0	0	0	0	0
OM PRAKASH DHANUKA		1	4,000	0	0	4,000	0.51	4,000	4,000	0	0	0	0	0
GARIMA TIBRAWALLA		1	1,700	0	0	1,700	0.22	1,700	1,700	0	0	0	0	0
OM PRAKASH DHANUKA		1	20,000	0	0	20,000	2.57	20,000	20,000	0	0	0	0	0
SHREYATI JANTA		1	58,180	0	0	58,180	7.46	58,180	58,180	0	0	0	0	0
TRIPATI SARAF		1	30,430	0	0	30,430	3.90	30,430	30,430	0	0	0	0	0
MEERA DHANUKA	ADMP9548G	1	2,100	0	0	2,100	0.27	2,100	2,100	0	0	0	0	0
MEERA DHANUKA	ADMP9548G	1	500	0	0	500	0.06	500	500	0	0	0	0	0
GARIMA TIBRAWALLA		1	4,500	0	0	4,500	0.58	4,500	4,500	0	0	0	0	0
Central Government/ State Government/ Financial Institutions/ Banks		0	0	0	0	0	0.00	0	0	0	0	0	0	0
Any other (Bodies Corporate)		4	244,717	0	0	244,717	31.39	244,717	244,717	0	0	0	0	0
O.P. YADAVIA LTD	AAAQC0384EH	1	151,700	0	0	151,700	19.46	151,700	151,700	0	0	0	0	0
GARIMA INVESTMENT TRADING CO. LTD.		1	659	0	0	659	0.09	659	659	0	0	0	0	0
PARAMOUNT STOCK & SHARE BROKING SRV LTD		1	2348	0	0	2348	0.30	2348	2348	0	0	0	0	0
GARIMA LEASING CO LTD	AA8CC1048L	1	90000	0	0	90000	11.54	90000	90000	0	0	0	0	0
Sub-Total (A) (I)		19	423570	0	0	423570	54.34	423570	423570	0	0	0	0	0




Table IV - Statement showing shareholding pattern of the Non Promoter- Non Public shareholder

(I) Category & Name of the Shareholders (1)	(II) PAN (1)	(III) Nos. of shares held	(IV) No. of fully paid up equity shares held	(V) Partly paid-up equity shares held	(VI) Nos. of Depository Receipts	(VII) Total nos. shares held VII = IV+V+VI	(VIII) Shareholding as a % of total shares (calculated as per SCRR, 1957) (VIII) As a % of (A+B+C2) (As a % of (A+B+C2)) (VIII)	(IX) Number of Voting Rights held in each class			(X) Total as a % of Total Voting Rights	(XI) No. of Outstanding securities (including Warrants) (X)	(XII) Total shareholding e.g. as a % assuming full conversion of convertible securities (as a percentage of diluted share capital) (XI)	(XIII) Number of Locked Shares	(XIV) Number of Shares (Not applicable) (a)	(XV) As a % of total shares held (Not applicable) (b)	(XVI) Number of equity shares held in dematerialized form (XIV)
								(XIII) Class X	(XIII) Class Y	(XIII) Total							
(1) Custodian/DR		NIL	NIL	NIL	NIL	N/A	N/A	NIL	NIL	NA	NIL	NIL	NIL	N/A	N/A	N/A	
(a) Name of DR Holder																	
(i) abc...																	
(ii) edg...																	
(2) Employee Benefit																	
(a) Name (abc...)																	
Total Non-Promoter-																	

Note:

- (1) PAN would not be displayed on website of Stock Exchange(s).
- (2) The above format needs to disclose name of all holders holding more than 1% of total number of shares
- (3) W.r.t. the information pertaining to Depository Receipts, the same may be disclosed in the respective columns to the extent information available

